

Local Market Updates

A free research tool from MRIS, Inc.



Howard County

June

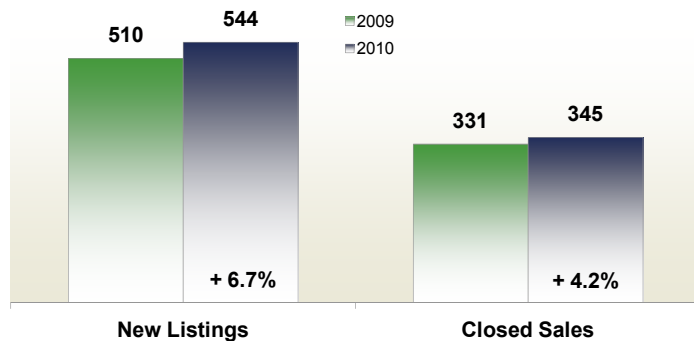
Year to Date

	2009	2010	Change	2009	2010	Change
New Listings	510	544	+ 6.7%	2,801	3,090	+ 10.3%
Closed Sales	331	345	+ 4.2%	1,224	1,492	+ 21.9%
Pending Sales	339	288	- 15.0%	1,554	1,709	+ 10.0%
Median Sales Price*	\$346,500	\$389,000	+ 12.3%	\$345,000	\$350,000	+ 1.4%
Percent of Original List Price Received at Sale*	93.6%	95.4%	+ 2.0%	91.8%	94.8%	+ 3.2%
Average Days on Market Until Sale	91	71	- 22.2%	117	75	- 35.7%
Single-Family Detached Inventory	1,052	1,063	+ 1.0%	--	--	--
Townhouse-Condo Inventory	578	539	- 6.7%	--	--	--

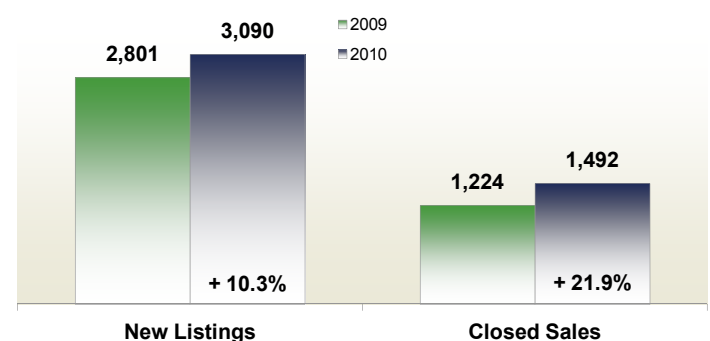
*Does not account for seller concessions.

Some of the figures referenced in this report are for only one month worth of activity. As such, they can sometimes look extreme due to the small sample size involved.

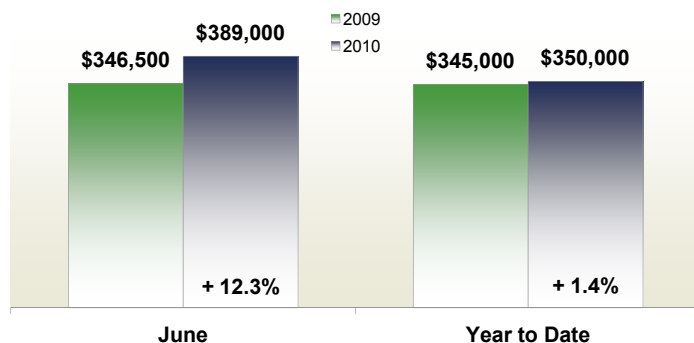
Activity—Most Recent Month



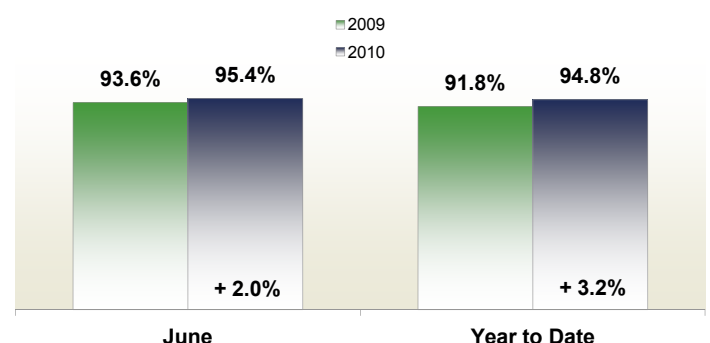
Activity—Year to Date



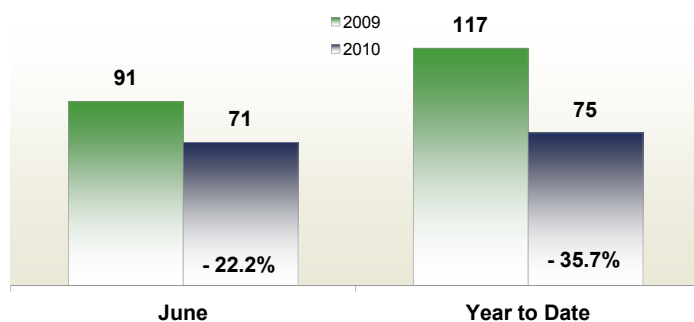
Median Sales Price



Percent of Original List Price Received at Sale



Days on Market Until Sale



Inventory of Homes for Sale

