

Local Market Updates

A free research tool from MRIS, Inc.



Montgomery County

June

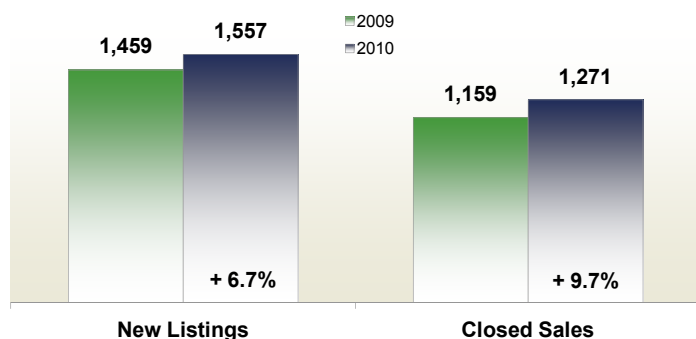
Year to Date

	2009	2010	Change	2009	2010	Change
New Listings	1,459	1,557	+ 6.7%	8,682	9,770	+ 12.5%
Closed Sales	1,159	1,271	+ 9.7%	4,446	5,473	+ 23.1%
Pending Sales	1,121	1,091	- 2.7%	5,527	6,497	+ 17.6%
Median Sales Price*	\$379,000	\$373,000	- 1.6%	\$345,000	\$345,000	- 0.0%
Percent of Original List Price Received at Sale*	92.6%	95.6%	+ 3.3%	91.1%	95.7%	+ 5.0%
Average Days on Market Until Sale	92	55	- 40.4%	105	61	- 41.8%
Single-Family Detached Inventory	2,520	2,119	- 15.9%	--	--	--
Townhouse-Condo Inventory	2,079	1,680	- 19.2%	--	--	--

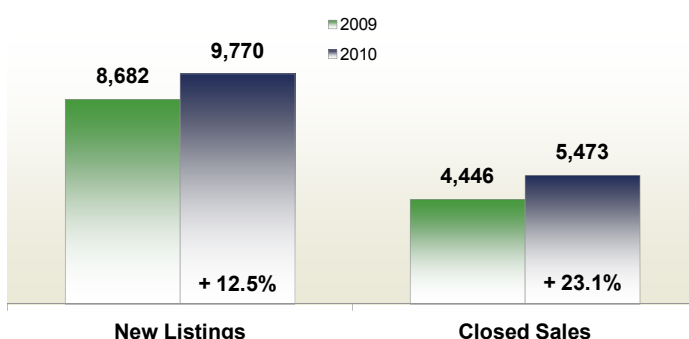
*Does not account for seller concessions.

Some of the figures referenced in this report are for only one month worth of activity. As such, they can sometimes look extreme due to the small sample size involved.

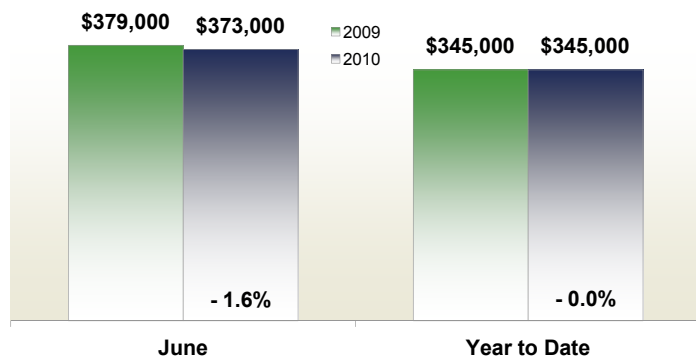
Activity—Most Recent Month



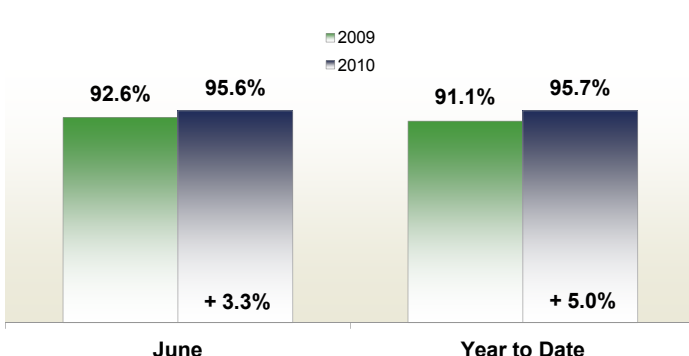
Activity—Year to Date



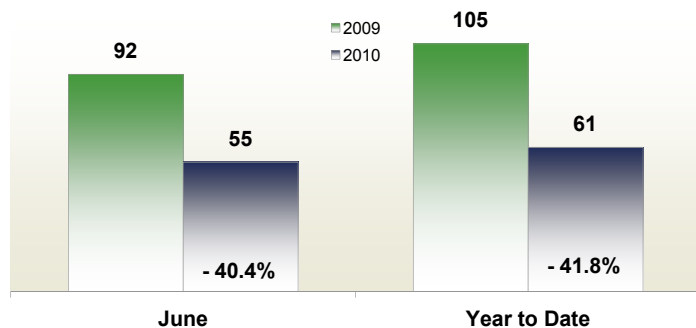
Median Sales Price



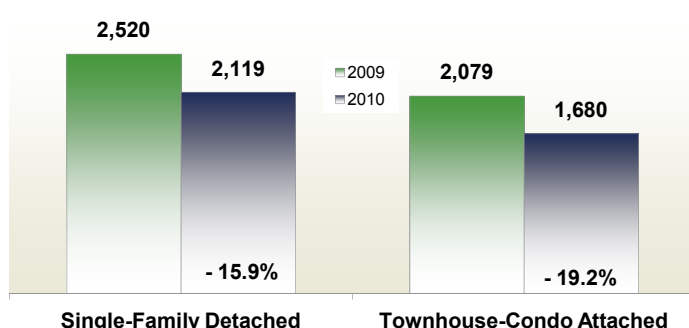
Percent of Original List Price Received at Sale



Days on Market Until Sale



Inventory of Homes for Sale



All data provided by RealEstate Business Intelligence, LLC | An MRIS company

Reports are created and maintained by 10K Research and Marketing. Data current as of 7/9/2010. This report may be reproduced by MRIS members.